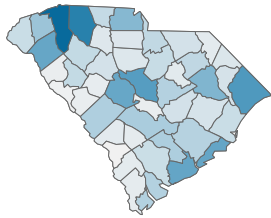


COVID-19 in South Carolina
As of 11:59 PM on 8/30/2021

Deaths
10,684

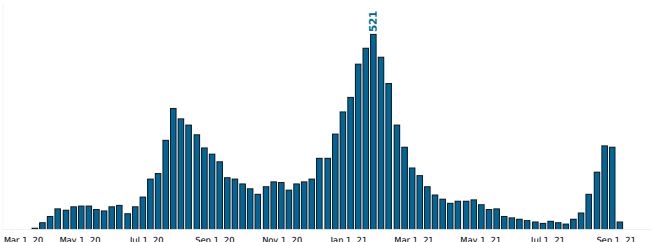
Percent of Deaths with Comorbid Conditions
64.8%

Reported Deaths due to COVID-19, by County
County: All



Count 15 | 1,097

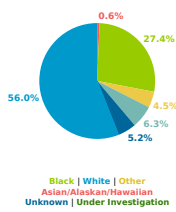
Reported COVID-19 Deaths, by Week of Date of Death



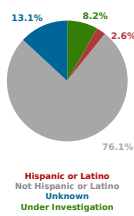
[Go to Comorbidity Details](#)

County Displayed: **South Carolina** | Dates Displayed: 3/18/2020 to 8/30/2021
Note: Data is suppressed for fewer than 5 cases

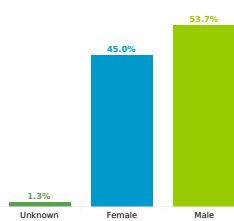
Reported COVID-19 Deaths, by Race
All



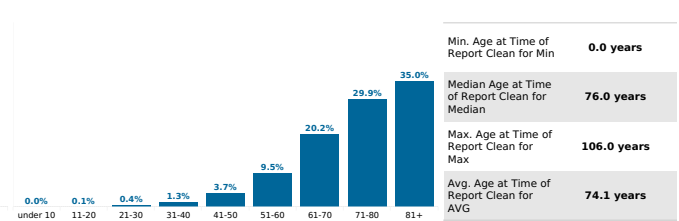
Reported COVID-19 Deaths, by Race
All



Reported COVID-19 Cases, by Sex
All



Reported COVID-19 Cases, by Age Group & Age Related Information



Min. Age at Time of Report Clean for Min	0.0 years
Median Age at Time of Report Clean for Median	76.0 years
Max. Age at Time of Report Clean for Max	106.0 years
Avg. Age at Time of Report Clean for AVG	74.1 years